

IDCE-CT SERIES Battery Discharger & Capacity Tester



IDCE-CT Main

IDCE-L Extension Load



Wireless Battery Monitoring



Colorful Touching Display



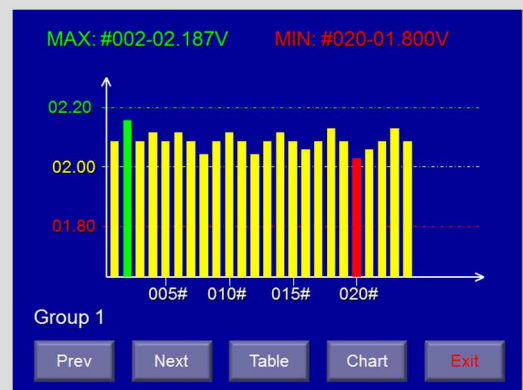
More Intelligent Design

- **Adopting wireless battery monitoring technology** available for 2V/6V/12V batteries voltage monitoring
- **Each wireless module can monitor 4 batteries simultaneously** compared with the traditional method that each module only can monitor 1 battery, the new wiring operation become easier because the quantity of new modules needed is only a quarter of old-fashioned modules.(only 6 new wireless modules for 48V battery groups)
- **Available for offline & online discharging test of multiple battery groups (up to 4 groups)** IDCE-CT can simultaneously record the actual discharge currents of each battery groups in the test. (As accessories, extra current clamps are needed for multiple groups testing)
- **The discharge current is continuously adjustable and automatically keeps stable** during the online discharging, the current displayed in LCD = the discharge current of battery group = the current created by main machine + the current of the actual load. Because during the discharging the current of the actual load probably changing according to the decrease of the online voltage, IDCE-CT main machine can automatically adjusted to keep the current stable in the whole testing.
- **Offering manual function for setting the battery number which voltages below the threshold value** this design could help you to locate more lag batteries in once constant discharging.

- **Support to connect several IDCE-L extension loads in parallel** IDCE-CT can connect more than one extension loads and fulfill the synchronization control in the discharging.
- **Intelligent menu design** the simplified menu minimizes the training for testers.(Pic 1)
- **Applying the electric heating component made by aero-alloy for the power consumption section** new generation material level up the coefficient of safety and the transition rate between electricity and heat, meanwhile reduce the volume and weight.
- **Automatic calculating function for the discharging current** IDCE-CT installs the discharge current formulae for all hour-rates internally, so the setting interface can tell users the suitable discharge currents without manual calculation according to the marked capacities of battery groups and the testing hourrates.
- **Real time detect and display the voltage data of each battery during the discharging** and display the histogram of all batteries to follow the battery voltage tracks in whole discharging process, using the different colors to highlight the lowest and the highest voltage can simplify the analysis of the variety of battery voltages.(Pic 2)
- **5.7 inch colorful touching LCD screen** the big touching screen can fulfill the click operation on the screen easily and directly, and show all parameters and the voltage histogram in the discharging process.
- **Intelligent judge program** IDCE-CT can identify the situations that the battery voltages reach the threshold value or the signal missing by manual mistake. Avoiding manual interruption in the discharging, this revolutionary program makes the test stable and smooth.
- **The presetting function for discharge parameters** IDCE-CT provide 8 locations for setting up all discharge parameters in advance, this design can skip the setting procedures for the same discharging, simplify the operation and speed up the test. (Pic 3)
- **Allow connecting with PC during the discharging for downloading the real time data** or use USB memory devices to download the integral data after the discharging process, PC analysis software assists users to analyze the data and create test report.
- **Flexible power supply mode** adopting AC & DC double power supply modes is available for the discharge test of a variety of telecom equipment rooms and base stations.
- **8M internal memory** IDCE main machine can record several sets of data independently, and the menu interface provides some management operations like reviewing, analyzing and deleting.(Pic 4)



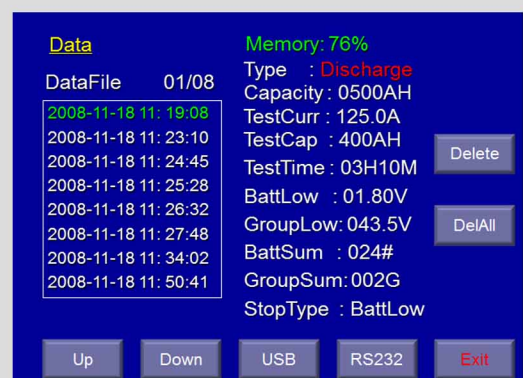
(Pic 1) Intelligent menu design, easy to operate



(Pic 2) Real-time detection of battery voltage




(Pic 3) Presetting function speed up the setting



(Pic 4) Clear data management interface

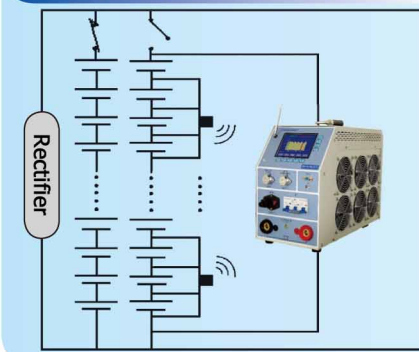
Smart Data Analysis Software

- Support data downloading and analyzing through real time communication or USB memory devices.
- The software interface includes: battery voltages curve and bar chart, battery resistances bar chart, group voltage curve, current curve, capacities histogram, data form and so on.
- Powerful capacity estimating function, the software can predict the capacity of each battery in the tested group.
- The software shows the data by various ways like bar charts, curve, and form. And users can magnify or minify any windows to read more details.
- Automatically create EXCEL data report, it's so convenient to send or download the data.



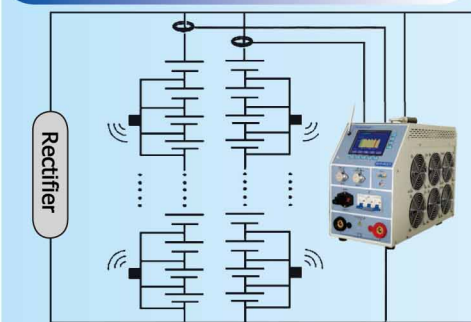
Typical Applications

1. Battery Groups Offline Discharging Test



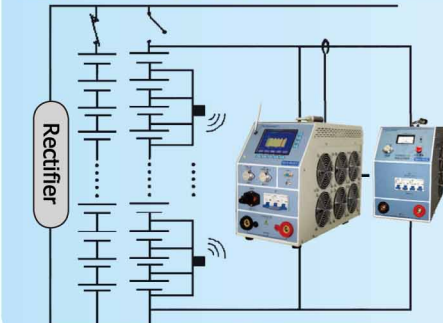
1. Disconnect a battery group from the power supply system
2. Use the current cables to connect the battery group with IDCE-CT main machine in parallel
3. Connect the wireless modules in order with each battery of the testing group, 1 module connect with 4 batteries.
4. And then main machine starts the discharging process.

2. Battery Groups Online Discharging Test



1. Connect IDCE-CT series discharger & capacity tester with all online battery groups in parallel.
2. Use the current clamps to record the current of each battery group and set the total current in the main machine.
3. Adjust the output voltage of the rectifier and start the discharging process, in this case, the battery group would be discharged by IDCE-CT discharger and the actual load simultaneously. During the online discharging, the current displayed in LCD = the discharge current of battery group = the current created by main machine + the current of the actual load.
4. Because during the discharging, the current of the actual load probably changes according to the decrease of the online voltage, IDCE-CT main machine can automatically adjust to keep the current stable in the whole testing.

3. Battery Groups Offline Discharging Test With Extension Load In Parallel



1. Disconnect a battery group from the power supply system, for the requirement of larger discharging current
2. Use the current cables to connect the battery group with IDCE-CT series main machine & extension load in parallel
3. Use the current clamp to record the current of the extension load.
4. Connect the wireless modules in order with each battery of the testing group, 1 module connect with 4 batteries.
5. And then main machine starts the discharging process. The main machine can control the extension load to start the discharging, the total discharge current is the sum amount of the main machine and the extension load.

◆ Specification

Type:	IDCE-	4815CT	4830CT	1105CT	1110CT	2206CT	2210CT	6003CT
DC Input								
Group Voltage Range	0~60V			20~110V		98~260V		300~650V
Discharge Current	0~150A	0~300A	0~50A	0~100A	0~60A	0~100A	0~30A	
Working Mode	single main machine / multiple main machine / main machine + extension load(s)							
Protective measures	<ul style="list-style-type: none"> ● Input over-voltage protect: LCD prompt, beep warning ● Battery electrode inversed connecting protect: LCD prompt, beep warning ● Over-current protect: LCD prompt, beep warning ● Overheat protect(over 85℃): LCD prompt, beep warning 							
Accuracy	discharge current: $\leq \pm 0.5\%$ / group voltage: $\leq \pm 0.5\%$ / battery voltage: $\leq \pm 0.5\%$							
PC Communication	RS232 socket							
Internal Memory	8Mbit FLASH							
Working conditions								
Cooling Mode	Air cooling							
Temperature	working: -5~50℃ / storage: -40~70℃							
Humidity	RH: 0~90%(40±2℃)							
Altitude	Available below 4000m							
Noise	< 60dB							
Power Supply								
Voltage	Single-phase 3-wire 220Vac (-20%~+30%), frequency: 45~65Hz IDCE-4815CTE/4830CTE can also support power source from the testing battery group (DC18~56V)							
Withstand Voltage	input-shell: 2000Vdc 1min / input-output: 2000Vdc 1min / output-shell: 700Vdc 1min							
Wiring								
AC Input	standard socket, available for 1~1.5 mm ² cable							
DC input	IDCE-4830CT: $\phi 120$ cable quick plug (red-positive, back-negative), 100mm ² cable IDCE-6003CT: $\phi 26.5$ cable quick plug (red-positive, back-negative), 16mm ² cable Others: $\phi 50.0$ cable quick plug (red-positive, back-negative), 35mm ² cable							
Mechanical Characters								
Dimension(mm)	IDCE-4815CT/ IDCE-1105CT/ IDCE-2206CT: 508×223×372 IDCE-4830CT/ IDCE-1110CT/ IDCE-2210CT/ IDCE-6003CT: 628×223×372							
Weight(kg)	13	18	13	18	13	18	18	

◆ How To Order

Type	Description	Remark
IDCE-CT	Main Machine	Included a metal trunk, AC power cord
WX-2612	Wireless Monitoring module	Included a metal suitcase
IDCE-CC100	100A Outside Current Cramp	Current range: 0-100A
IDCE-CC200	200A Outside Current Cramp	Current range: 0-200A
IDCE-CC600	600A Outside Current Cramp	Current range: 0-600A
IDCE-AS	Analyze Software	English version

NOTE: 1. Each assessor y is available separately

2. The number of wireless monitoring modules you need base on the quantity batteries of battery groups you want to discharge. 1 module for 4 batteries monitoring



Fuguang Electronics

Fuzhou Fuguang Electronics Co.,Ltd.

福州福光电子有限公司

Fuguang Copy Right



Address: 24th Floor East Zone, Jinyuan Plaza, Guangda Road, Taijiang District, Fuzhou Fujian, P.R. of China

Tel: +86 591 8330 5858

Website: www.batterytest-china.com

Fax: +86 591 8337 5868

E-mail: linyi@fuguang.com